

PMEX UPDATE (Morning)

| | | | | | |
|---------------------------------------|---|---------------------------------------|--|--------------------------------------|--|
| WTI \$73.75 ▲ 1.3% | SELL Entry: 74.26 Stoploss: 75.22 Take Profit: 72.42 | BRENT \$78.74 ▲ 1.2% | SELL Entry: 79.17 Stoploss: 80.16 Take Profit: 77.49 | GAS \$4.08 ▼ -1.8% | SELL Entry: 4.221 Stoploss: 4.303 Take Profit: 3.890 |
| GOLD \$1,857.65 ▼ -0.1% | BUY Entry: 1,851.60 Stoploss: 1,843.94 Take Profit: 1,871.50 | PLATINUM \$1,090.55 ▼ -0.2% | BUY Entry: 1,080.75 Stoploss: 1,071.69 Take Profit: 1,111.75 | SILVER \$23.92 ▼ -0.2% | BUY Entry: 23.66 Stoploss: 23.47 Take Profit: 24.09 |
| COPPER \$3.73 ▼ -0.3% | SELL Entry: 3.74 Stoploss: 3.78 Take Profit: 3.69 | COTTON \$81.64 ▲ 1.4% | SELL Entry: 82.54 Stoploss: 83.04 Take Profit: 80.17 | DOW JONES 33389.00 ▼ -0.1% | SELL Entry: 33,483.79 Stoploss: 33,645.70 Take Profit: 33,227.96 |
| S&P 500 3872.50 ▼ -0.1% | SELL Entry: 3,889.94 Stoploss: 3,912.98 Take Profit: 3,857.74 | NASDAQ 100 10983.25 ▼ -0.2% | SELL Entry: 11,010.58 Stoploss: 11,096.65 Take Profit: 10,873.79 | AUS-USD \$0.6817 ▼ -0.2% | BUY Entry: 0.6794 Stoploss: 0.6771 Take Profit: 0.6848 |
| JPY-USD ¥ 132.43 ▼ -0.1% | SELL Entry: 133.10 Stoploss: 133.69 Take Profit: 131.52 | EUR-USD \$1.0605 ▲ 0.1% | BUY Entry: 1.0579 Stoploss: 1.0551 Take Profit: 1.0635 | GBP-USD \$1.2039 ▼ -0.1% | BUY Entry: 1.2020 Stoploss: 1.1980 Take Profit: 1.2150 |

Major Headlines

Oil prices rebound from new year tumble, U.S. inventories in focus

Oil prices rose on Thursday following a series of steep declines as investors looked to a potential slowdown in U.S. [see more...](#)

Gold nears 7-month high as Fed minutes indicate slower rate hikes

Gold prices rose to a near seven-month high on Thursday after the minutes of the Federal Reserve's December [see more...](#)

Dow futures tick lower as investors assess cooling economy
U.S. stock futures were trading slightly lower during Wednesday's evening trade, after major benchmark averages finished in the green as weakening economic data [see more...](#)

USD/JPY attempts a recovery below 132.00 as risk-off rebound ahead of US NFP

The USD/JPY pair has picked bids after a corrective move below the crucial support of 132.00 in the Tokyo [see more...](#)

EUR/USD attempts for a range break around 1.0600 ahead of US NFP and Eurozone Inflation

The EUR/USD pair attempts to deliver a breakout of its consolidation range in the Asian session formed above [see more...](#)

GBP/USD Price Analysis: Upside looks favored amid inventory accumulation around 1.2050

The GBP/USD pair is displaying topsy-turvy moves around 1.2050 in the Asian session. The Cable asset has turned [see more...](#)

ECONOMIC CALENDAR

| Event | Dates | Time | Currency | Importance | Actual | Forecast | Previous |
|----------------------------------|-----------|---------|----------|-----------------|---------|----------|----------|
| United States - New Year's Day | 02-Jan-23 | All Day | | Holiday | | | |
| United Kingdom - New Year's Day | 02-Jan-23 | All Day | | Holiday | | | |
| Switzerland - New Year's Day | 02-Jan-23 | All Day | | Holiday | | | |
| Australia - New Year's Day | 02-Jan-23 | All Day | | Holiday | | | |
| Singapore - New Year's Day | 02-Jan-23 | All Day | | Holiday | | | |
| Japan - New Year's Day | 02-Jan-23 | All Day | | Holiday | | | |
| Hong Kong - New Year's Day | 02-Jan-23 | All Day | | Holiday | | | |
| South Africa - New Year's Day | 02-Jan-23 | All Day | | Holiday | | | |
| Russia - New Year's Day | 02-Jan-23 | All Day | | Holiday | | | |
| Canada - New Year's Day | 02-Jan-23 | All Day | | Holiday | | | |
| China - New Year's Day | 02-Jan-23 | All Day | | Holiday | | | |
| New Zealand - New Year's Day | 02-Jan-23 | All Day | | Holiday | | | |
| China - New Year's Day | 02-Jan-23 | All Day | | Holiday | | | |
| Canada - New Year's Day | 02-Jan-23 | All Day | | Holiday | | | |
| Canada - New Year's Day | 02-Jan-23 | All Day | | Holiday | | | |
| Canada - New Year's Day | 02-Jan-23 | All Day | | Holiday | | | |
| United Kingdom - New Year's Day | 02-Jan-23 | All Day | | Holiday | | | |
| German Manufacturing PMI (Dec) | 02-Jan-23 | 1:55 PM | EUR | High Volatility | 47.1 | 47.4 | 46.2 |
| New Zealand - New Year's Day | 03-Jan-23 | All Day | | Holiday | | | |
| Japan - Market Holiday | 03-Jan-23 | All Day | | Holiday | | | |
| Caixin Manufacturing PMI (Dec) | 03-Jan-23 | 6:45 AM | | High Volatility | 49.0 | 48.8 | 49.4 |
| German Unemployment Change (Dec) | 03-Jan-23 | 1:55 PM | | High Volatility | -13K | 15K | 15K |
| Manufacturing PMI (Dec) | 03-Jan-23 | 2:30 PM | | High Volatility | 45.3 | 44.7 | 46.5 |
| German CPI (YoY) (Dec) | 03-Jan-23 | 6:00 PM | | High Volatility | 8.6% | 9.1% | 10.0% |
| ISM Manufacturing PMI (Dec) | 04-Jan-23 | 8:00 PM | USD | High Volatility | 48.4 | 48.5 | 49.0 |
| JOLTs Job Openings (Nov) | 04-Jan-23 | 8:00 PM | USD | High Volatility | 10.458M | 10.000M | 10.512M |

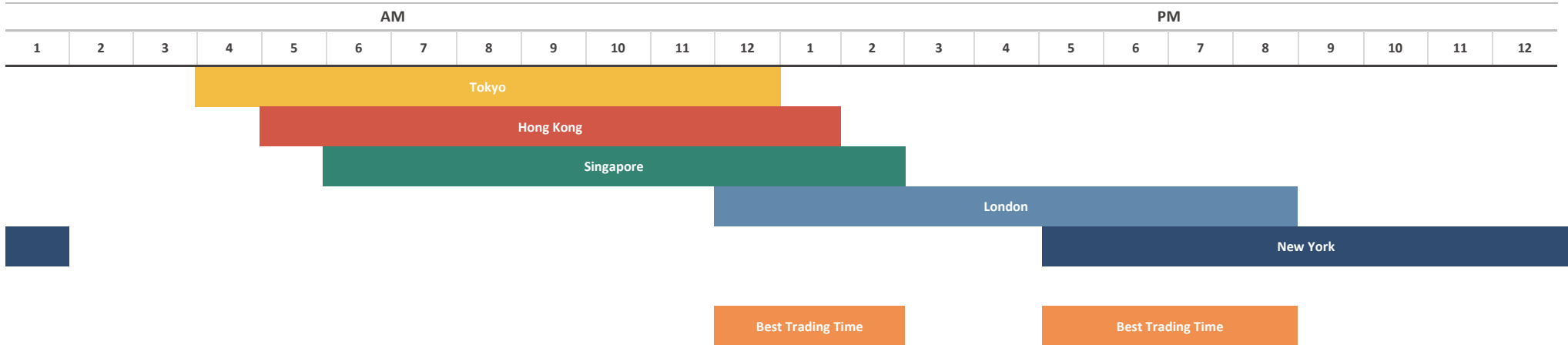
ECONOMIC CALENDAR

| | | | | | | |
|-------------------------------------|-----------|----------|-----|-----------------|---------|---------|
| FOMC Meeting Minutes | 05-Jan-23 | 12:00 AM | USD | High Volatility | | |
| Composite PMI (Dec) | 05-Jan-23 | 2:30 PM | GBP | High Volatility | 49.0 | 48.2 |
| Services PMI (Dec) | 05-Jan-23 | 2:30 PM | GBP | High Volatility | 50.0 | 48.8 |
| ADP Nonfarm Employment Change (Dec) | 05-Jan-23 | 6:15 PM | USD | High Volatility | 150K | 127K |
| Initial Jobless Claims | 05-Jan-23 | 6:30 PM | USD | High Volatility | 230K | 225K |
| Crude Oil Inventories | 05-Jan-23 | 9:00 PM | USD | High Volatility | -1.520M | 0.718M |
| Construction PMI (Dec) | 06-Jan-23 | 2:30 PM | GBP | High Volatility | | 5040.0% |
| CPI (YoY) (Dec) | 06-Jan-23 | 3:00 PM | EUR | High Volatility | 9.7% | 10.1% |
| Nonfarm Payrolls (Dec) | 06-Jan-23 | 6:30 PM | USD | High Volatility | 200K | 263K |
| Unemployment Rate (Dec) | 06-Jan-23 | 6:30 PM | USD | High Volatility | 3.7% | 3.7% |
| Employment Change (Dec) | 06-Jan-23 | 6:30 PM | CAD | High Volatility | 7.5K | 10.1K |
| ISM Non-Manufacturing PMI (Dec) | 07-Jan-23 | 8:00 PM | USD | High Volatility | 5500.0% | 5650.0% |
| Ivey PMI (Dec) | 07-Jan-23 | 8:00 PM | CAD | High Volatility | 51 | 51.4 |

Source: Investing.com

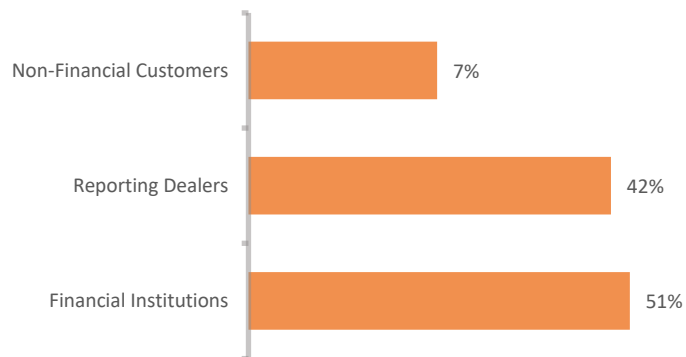
FOREX MARKET'S STATISTICS

Forex Market Hours

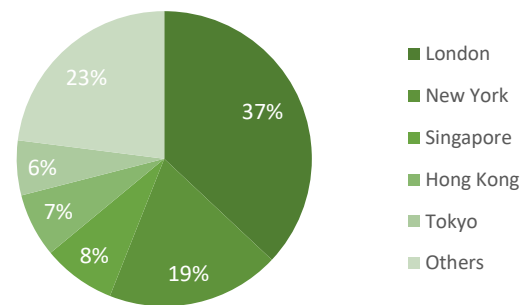


Note: This chart shows the normal forex trading times of all the major forex trading centers across the globe in Pakistan Standard Time.

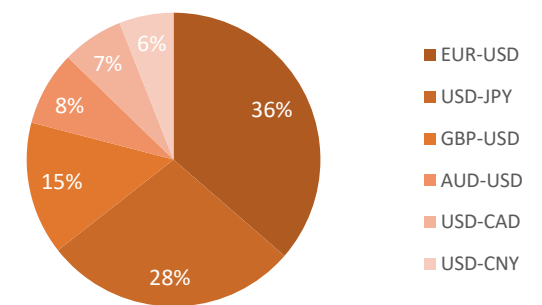
Forex Turnover by Counterparty



Markets' Share in Total Forex Turnover



Most Traded Currency Pairs



Sources: ACPL Research, Forexmarkethours, Dailyfx, Ig

DISCLAIMER

This report has been prepared by Abbasi and Company (Private) Limited and is provided for information purposes only. Abbasi and Company (Private) Limited (ACPL) is engaged in brokerage business of commodities futures in Pakistan and to provide the trading/ execution facility on Pakistan Mercantile Exchange (PMEX). There is risk of loss in trading in derivatives (futures). The author, directors and other employees of Abbasi and Company (Private) Limited and its affiliates cannot be held responsible for any loss in trading. Futures; futures on margin carries a high level of risk and may not be suitable for all investors. The high degree of leverage can work against the investor/ traders. Before deciding to invest in Commodity derivatives, you should carefully consider your investment objectives, level of experience, and risk appetite. The possibility exists that you could sustain a loss of some or all of your initial investment and therefore you should not invest money that you cannot afford to lose. You should be aware of all the risks associated with futures trading in commodities and other financial products. We take no responsibility for any loss made in investment on any instruments through us. In any event Abbasi and Company (Private) Limited, its affiliates, agents will not be liable to anyone for any decision made or action taken for investment/ trading. Abbasi and Company (Private) Limited, its affiliates, directors and employees cannot be held responsible for any loss in trading due to any problem in connectivity; failure of system; technical problem in the software or any other reason whatever.

All the reports/ recommendations/ trading calls/ opinions are advisory in nature and contains the opinions of the author, which are not to be construed as investment advices. The author, directors and other employees of Abbasi and Company (Private) Limited and its affiliates cannot be held responsible for the accuracy of the information presented herein or for the results of the positions taken based on the opinions expressed in the reports/ views from Abbasi and Company (Private) Limited. All the views/ recommendations/ trading calls and opinions are based on the information, which are believed to be accurate and no assurance can be given for the accuracy of these information.

Derivatives trading involve substantial risk. The valuation of the underlying may fluctuate, and as a result, clients may lose their entire original investment. In no event should the content of this research report be construed as an express or an implied promise, guarantee or implication by, or from, Abbasi and Company (Private) Limited that you will profit or that losses can, or will be, limited in any manner whatsoever. Past results are no indication of future performance. The information provided in this report is intended solely for informative purposes and is obtained from sources believed to be reliable. Information is in no way guaranteed. No guarantee of any kind is implied or possible where projections of future conditions are attempted. Investments in securities market are subject to market risks, read all the related documents carefully before investing.

All rights reserved by Abbasi and Company (Private) Limited. This report or any portion hereof may not be reproduced, distributed, or published by any person for any purpose whatsoever. Nor can it be sent to a third party without prior consent of Abbasi and Company (Private) Limited. Action could be taken for unauthorized reproduction, distribution, or publication.

The research analyst, primarily involved in the preparation of this report, certifies that (1) the views expressed in this report accurately reflect his/her personal views about the subject commodity/index /currency pair and (2) no part of his/her compensation was, is or will be directly or indirectly related to the specific recommendations or views expressed in this report.

DISCLOSURE

Following exchange rates are used to convert investment and profit values:

- USD/PKR: 227.25
- JPY/PKR: 1.74

To arrive at our Target Price, Abbasi & Company (Private) Limited uses following methods:

- Technical Analysis
- Fundamental Analysis

Furthermore, profit and returns are inclusive of all expenses including PMEX Fee, ACPL Fee & Sales Tax

RESEARCH DISSEMINATION POLICY

Abbasi & Company (Private) Limited endeavors to make all reasonable efforts to disseminate research to all eligible clients in a timely manner through either physical or electronic distribution such as email, fax mail etc. Nevertheless, all clients may not receive the material at the same time.

PREPARED BY

Muhammad Salman
Phone: (+92) 42 38302028
Ext: 116
Email: salman@abbasiandcompany.com

RESEARCH DEPARTMENT

6 - Shadman, Lahore
Phone: (+92) 42 38302028; Ext: 116, 117
Email: research@abbasiandcompany.com
web: www.abbasiandcompany.com

HEAD OFFICE

6 - Shadman, Lahore
Phone: (+92) 42 38302028
Email: support@abbasiandcompany.com
web: www.abbasiandcompany.com